

1 - 4x50 m Libre Feminino

RK	Club	Nome	Club	Pts.	Resultado				
1	00639	NTNARON 02	NTNARON	14,0	1:59.53				
	50	30.14 30.14	100	59.78 29.64	150	1:29.31 29.53	200	1:59.53 30.22	
2	00287	CASINOC 01	CASINOC	10,0	1:59.64				
	50	29.68 29.68	100	59.61 29.93	150	1:27.53 27.92	200	1:59.64 32.11	
3	00769	CNRIVEIRA	RIVEIRA	8,0	2:04.94				
	50	30.98 30.98	100	1:03.48 32.50	150	1:34.16 30.68	200	2:04.94 30.78	
4	00639	NTNARON 01	NTNARON	6,0	2:06.33				
	50	30.99 30.99	100	1:00.25 29.26	150	1:32.34 32.09	200	2:06.33 33.99	
5	00287	CASINOC 02	CASINOC	4,0	2:14.83				
	50	33.73 33.73	100	1:05.36 31.63	150	1:39.85 34.49	200	2:14.83 34.98	

2 - 4x50 m Libre Masculino

RK	Club	Nome	Club	Pts.	Resultado				
1	00639	NTNARON 01	NTNARON	14,0	1:44.60				
	50	26.10 26.10	100	50.70 24.60	150	1:16.99 26.29	200	1:44.60 27.61	
2	00287	CASINOC 01	CASINOC	10,0	1:48.97				
	50	29.33 29.33	100	53.97 24.64	150	1:22.12 28.15	200	1:48.97 26.85	
3	00639	NTNARON 02	NTNARON	8,0	1:51.63				
	50	28.86 28.86	100	56.24 27.38	150	1:24.16 27.92	200	1:51.63 27.47	
4	00287	CASINOC 02	CASINOC	6,0	2:03.53				
	50	31.64 31.64	100	1:03.49 31.85	150	1:36.21 32.72	200	2:03.53 27.32	

RT: Retirado NP: Non presentado DSI: Desc. Saída Irregular DNI: Desc. Nado Irregular DES: Descualificado MMG: M.M. Terr. (Para Edades)
 DVI: Desc. Viraxe Irregular DSA: Desc. Saída Anticipada DLI: Desc. Chegada Irregular BAJ: Baixa RG: Record Fed. Territorial



3 - 200 m Libre Feminino

RK	Licenza	Nome	Ano	Club	T.R.	Pts.	Resultado		
1	001143972	COUCEIRO BARREIRO MARTA	2007	CASINOC		7,0			
	50	32.97 32.97	100	1:07.94 34.97	150	1:42.94 35.00	200	2:17.05 34.11	2:17.05
2	001143978	GIL GARNACHO CARLOTA	2009	CASINOC		5,0			
	50	32.42 32.42	100	1:08.03 35.61	150	1:44.16 36.13	200	2:19.67 35.51	2:19.67
3	001079422	SANCHEZ TOUZA CANDELA	2007	NTNARON		4,0			
	50	32.59 32.59	100	1:08.54 35.95	150	1:48.23 39.69	200	2:24.63 36.40	2:24.63
4	001140994	GARRIDO LORENZO LIA	2007	NTNARON		3,0			
	50	36.41 36.41	100	1:15.06 38.65	150	1:54.81 39.75	200	2:34.69 39.88	2:34.69
	001143790	MUÑIZ RAMA MARTA	2010	RIVEIRA		0,0			
								BAJ	

4 - 400 m Libre Masculino

RK	Licenza	Nome	Ano	Club	T.R.	Pts.	Resultado										
1	001136661	FREIRE GARCIA PABLO	2002	NTNARON		7,0											
	50	30.30 30.30	100	1:03.41 33.11	150	1:37.12 33.71	200	2:11.41 34.29	250	2:46.16 34.75	300	3:21.79 35.63	350	3:57.41 35.62	400	4:30.55 33.14	4:30.55
2	001186861	SOBRINO NOGALES SEBASTIAN	2008	CASINOC		5,0											
	50	31.43 31.43	100	1:04.84 33.41	150	1:39.80 34.96	200	2:15.86 36.06	250	2:52.46 36.60	300	3:28.66 36.20	350	4:05.24 36.58	400	4:39.51 34.27	4:39.51
3	001130726	MELLID LOSADA MANOEL	2004	NTNARON		4,0											
	50	31.62 31.62	100	1:06.08 34.46	150	1:42.15 36.07	200	2:18.44 36.29	250	2:55.97 37.53	300	3:33.97 38.00	350	4:11.58 37.61	400	4:48.58 37.00	4:48.58
4	001175089	NISTAL GARCÍA EDUARDO	1968	CASINOC		3,0											
	50	36.94 36.94	100	1:19.29 42.35	150	2:04.44 45.15	200	2:51.19 46.75	250	3:38.44 47.25	300	4:24.94 46.50	350	5:10.65 45.71	400	5:52.86 42.21	5:52.86

RT: Retirado NP: Non presentado DSI: Desc. Saída Irregular DNI: Desc. Nado Irregular DES: Descualificado MMG: M.M. Terr. (Para Edades)
 DVI: Desc. Viraxe Irregular DSA: Desc. Saída Anticipada DLI: Desc. Chegada Irregular BAJ: Baixa RG: Record Fed. Territorial



5 - 200 m Bolboreta Feminino

RK	Licenza	Nome	Ano	Club	T.R.	Pts.	Resultado
1	001143800	IBAÑEZ JIMENO PAULA	2009	RIVEIRA		7,0	
	50 35.63 35.63	100 1:18.53 42.90	150 2:04.20 45.67	200 2:51.66 47.46			2:51.66
2	001196833	SALLERES MOURO CANDELA	2007	CASINOC		5,0	
	50 39.69 39.69	100 1:25.38 45.69	150 2:14.07 48.69	200 3:03.07 49.00			3:03.07
3	001180152	PEREZ MARTINEZ SARA	2010	NTNARON		4,0	
	50 38.97 38.97	100 1:23.09 44.12	150 2:11.81 48.72	200 3:03.50 51.69			3:03.50
4	001146944	CARRACEDO GARCÍA SILA	2008	NTNARON		3,0	
	50 43.37 43.37	100 1:35.34 51.97	150 2:28.41 53.07	200 3:19.02 50.61			3:19.02
	001195065	RODRIGUEZ CALDERON ZOE	2010	CASINOC		0,0	BAJ

6 - 200 m Bolboreta Masculino

RK	Licenza	Nome	Ano	Club	T.R.	Pts.	Resultado
1	001186861	SOBRINO NOGALES SEBASTIAN	2008	CASINOC		7,0	
	50 33.18 33.18	100 1:10.65 37.47	150 1:50.40 39.75	200 2:30.75 40.35			2:30.75
2	001144418	MADRID MENO PABLO	2007	CASINOC		5,0	
	50 35.37 35.37	100 1:19.11 43.74	150 2:04.66 45.55	200 2:47.32 42.66			2:47.32
3	001144843	AMENEDO MARTÍNEZ ANDER	2007	NTNARON		4,0	
	50 35.78 35.78	100 1:18.86 43.08	150 2:04.00 45.14	200 2:48.14 44.14			2:48.14
	001078733	FERNANDEZ ESPÍNEIRA YAGO	2000	NTNARON		0,0	DVI

RT: Retirado NP: Non presentado DSI: Desc. Saída Irregular DNI: Desc. Nado Irregular DES: Descualificado MMG: M.M. Terr. (Para Edades)
 DVI: Desc. Viraxe Irregular DSA: Desc. Saída Anticipada DLI: Desc. Chegada Irregular BAJ: Baixa RG: Record Fed. Territorial



7 - 50 m Costas Feminino

RK	Licenza	Nome	Ano	Club	T.R.	Pts.	Resultado
1	001144161	BORRAZAS RODRIGUEZ NOA	2008	CASINOC		7,0	
	50	30.74					30.74
		30.74					
2	001143125	ALBES ALVARIÑO PAULA	2003	NTNARON		5,0	
	50	33.20					33.20
		33.20					
3	001212097	LOUREIRO AMOR BELEN MARTINA	1988	NTNARON		4,0	
	50	34.00					34.00
		34.00					
4	001144160	FERREÑO LOURO ANDREA	2009	CASINOC		3,0	
	50	40.78					40.78
		40.78					

8 - 50 m Costas Masculino

RK	Licenza	Nome	Ano	Club	T.R.	Pts.	Resultado
1	001143981	SUAREZ MARTINEZ DIEGO	2008	CASINOC		7,0	
	50	27.93					27.93
		27.93					
2	001078641	GRACIA CARBAJO MIGUEL	1994	NTNARON		5,0	
	50	30.16					30.16
		30.16					
3	001078716	HERMIDA RAMOS RAUL	2000	NTNARON		4,0	
	50	32.20					32.20
		32.20					
4	001187891	PEREZ MOURE NICOLAS	2006	CASINOC		3,0	
	50	34.63					34.63
		34.63					

RT: Retirado

NP: Non presentado

DVI: Desc. Viraxe Irregular

DSI: Desc. Saída Irregular

DSA: Desc. Saída Anticipada

DNI: Desc. Nado Irregular

DLI: Desc. Chegada Irregular

DES: Descualificado

BAJ: Baixa

MMG: M.M. Terr. (Para Edades)

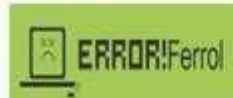
RG: Record Fed. Territorial



SW.RESULTADOS_GENERAL.V0

Información correcta a 19:27:17 10/05/2023

4 / 22



9 - 100 m Braza Feminino

RK	Licenza	Nome	Ano	Club	T.R.	Pts.	Resultado
1	001075304	LOPEZ RAMUDO ICIA	2004	NTNARON		7,0	
	50 38.47	100 1:21.05					1:21.05
	38.47	42.58					
2	001143970	NISTAL PALACIOS MARIÑA	2007	CASINOC		5,0	
	50 39.66	100 1:24.03					1:24.03
	39.66	44.37					
3	001144162	CABANAS DEL RIO CARLA	2009	CASINOC		4,0	
	50 41.63	100 1:29.12					1:29.12
	41.63	47.49					
4	001143790	MUÑOZ RAMA MARTA	2010	RIVEIRA		3,0	
	50 42.57	100 1:30.10					1:30.10
	42.57	47.53					
5	001141212	RIVAS TENREIRO ARANTZA	1989	NTNARON		2,0	
	50 44.69	100 1:34.44					1:34.44
	44.69	49.75					

10 - 100 m Braza Masculino

RK	Licenza	Nome	Ano	Club	T.R.	Pts.	Resultado
1	001143443	GRAÑA DEL SOLAR MIGUEL	2008	NTNARON		7,0	
	50 33.33	100 1:10.02					1:10.02
	33.33	36.69					
2	001078684	FREIRE CORRAL ROI	1999	NTNARON		5,0	
	50 35.95	100 1:14.77					1:14.77
	35.95	38.82					
3	001023159	FERREIRO SALES LEO	2007	CASINOC		4,0	
	50 35.10	100 1:16.27					1:16.27
	35.10	41.17					
4	001144995	RIAL SIERRA LEO	2006	RIVEIRA		3,0	
	50 36.04	100 1:17.38					1:17.38
	36.04	41.34					
5	001023166	PENAS CAYADO ENRIQUE	2006	CASINOC		2,0	
	50 36.07	100 1:18.96					1:18.96
	36.07	42.89					

RT: Retirado

 NP: Non presentado
 DVI: Desc. Viraxe Irregular

 DSI: Desc. Saída Irregular
 DSA: Desc. Saída Anticipada

 DNI: Desc. Nado Irregular
 DLI: Desc. Chegada Irregular

 DES: Descualificado
 BAJ: Baixa

 MMG: M.M. Terr. (Para Edades)
 RG: Record Fed. Territorial


11 - 800 m Libre Feminino

RK	Licenza	Nome	Ano	Club	T.R.	Pts.	Resultado				
1	001144161	BORRAZAS RODRIGUEZ NOA	2008	CASINOC		7,0					
50	31.72	100 1:06.44	150 1:41.69	200 2:17.62	250 2:53.69	300 3:29.50	350 4:05.37	400 4:41.50	450 5:16.97	500 5:52.72	9:25.65
	31.72	34.72	35.25	35.93	36.07	35.81	35.87	36.13	35.47	35.75	
550	6:28.30	600 7:04.30	650 7:40.44	700 8:16.15	750 8:51.55	800 9:25.65					
	35.58	36.00	36.14	35.71	35.40	34.10					
2	001141243	REY OLVEIRA ANA	2007	RIVEIRA		5,0					
50	35.22	100 1:13.69	150 1:52.69	200 2:32.41	250 3:12.37	300 3:52.87	350 4:33.16	400 5:13.30	450 5:53.16	500 6:33.22	10:28.19
	35.22	38.47	39.00	39.72	39.96	40.50	40.29	40.14	39.86	40.06	
550	7:13.37	600 7:53.41	650 8:33.47	700 9:13.02	750 9:52.22	800 10:28.19					
	40.15	40.04	40.06	39.55	39.20	35.97					
3	001041119	GUERRERO MANSO SARA	1997	NTNARON		4,0					
50	36.43	100 1:15.74	150 1:56.03	200 2:36.60	250 3:16.92	300 3:57.48	350 4:08.41	400 5:18.73	450 6:00.91	500 6:40.85	10:28.68
	36.43	39.31	40.29	40.57	40.32	40.56	10.93	1:10.3	42.18	39.94	
550	7:21.94	600 8:03.66	650 8:44.51	700 9:21.16	750 9:54.41	800 10:28.68					
	41.09	41.72	40.85	36.65	33.25	34.27					
4	001146943	CANEIRO ALBES BERTA	2008	NTNARON		3,0					
50	37.20	100 1:17.10	150 1:57.85	200 2:38.60	250 3:19.20	300 3:58.77	350 4:40.45	400 5:22.06	450 6:02.92	500 6:44.13	10:47.31
	37.20	39.90	40.75	40.75	40.60	39.57	41.68	41.61	40.86	41.21	
550	7:24.60	600 8:06.17	650 8:47.42	700 9:28.10	750 10:08.77	800 10:47.31					
	40.47	41.57	41.25	40.68	40.67	38.54					
5	001141232	MUÑIZ RAMA MARIA	2008	RIVEIRA		2,0					
50	35.31	100 1:14.71	150 1:54.81	200 2:35.89	250 3:10.71	300 3:57.78	350 4:38.96	400 5:20.43	450 6:01.86	500 6:44.16	10:51.46
	35.31	39.40	40.10	41.08	34.82	47.07	41.18	41.47	41.43	42.30	
550	7:25.86	600 8:07.36	650 8:49.28	700 9:30.43	750 10:11.43	800 10:51.46					
	41.70	41.50	41.92	41.15	41.00	40.03					
6	001221213	CAGIAO RODRIGUEZ NATALIA	1978	CASINOC		1,0					
50	38.81	100 1:21.29	150 2:05.81	200 2:50.27	250 3:34.73	300 4:19.85	350 5:04.16	400 5:48.65	450 6:33.30	500 7:17.87	11:42.13
	38.81	42.48	44.52	44.46	44.46	45.12	44.31	44.49	44.65	44.57	
550	8:02.43	600 8:46.58	650 9:30.96	700 10:15.22	750 10:59.27	800 11:42.13					
	44.56	44.15	44.38	44.26	44.05	42.86					

RT: Retirado NP: Non presentado DSI: Desc. Saída Irregular DNI: Desc. Nado Irregular DES: Descualificado MMG: M.M. Terr. (Para Edades)
 DVI: Desc. Viraxe Irregular DSA: Desc. Saída Anticipada DLI: Desc. Chegada Irregular BAJ: Baixa RG: Record Fed. Territorial



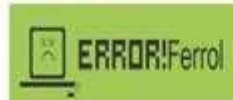

12 - 100 m Libre Masculino

RK	Licenza	Nome	Ano	Club	T.R.	Pts.	Resultado
1	001078641	GRACIA CARBAJO MIGUEL	1994	NTNARON		7,0	
	50	26.92	100	55.48			55.48
		26.92		28.56			
2	001143443	GRAÑA DEL SOLAR MIGUEL	2008	NTNARON		5,0	
	50	27.74	100	57.34			57.34
		27.74		29.60			
3	001141235	MARIÑO SILVA BRAIS	2008	RIVEIRA		4,0	
	50	28.59	100	59.00			59.00
		28.59		30.41			
4	001175089	NISTAL GARCÍA EDUARDO	1968	CASINOC		3,0	
	50	34.07	100	1:12.14			1:12.14
		34.07		38.07			
5	001212550	ROCHA RODRIGUEZ ANTON	2008	CASINOC		2,0	
	50	36.34	100	1:18.06			1:18.06
		36.34		41.72			

13 - 50 m Libre Feminino

RK	Licenza	Nome	Ano	Club	T.R.	Pts.	Resultado
1	001143972	COUCEIRO BARREIRO MARTA	2007	CASINOC		7,0	
	50	30.17					30.17
		30.17					
2	001141198	CARRASCO BOUZAMAYOR ALDARA	2006	NTNARON		5,0	
	50	31.88					31.88
		31.88					
3	001140933	RUIZ VILLARINO ANDREA	2005	NTNARON		4,0	
	50	32.95					32.95
		32.95					
4	001221213	CAGIAO RODRIGUEZ NATALIA	1978	CASINOC		3,0	
	50	35.26					35.26
		35.26					

RT: Retirado NP: Non presentado DSI: Desc. Saída Irregular DNI: Desc. Nado Irregular DES: Descualificado MMG: M.M. Terr. (Para Edades)
 DVI: Desc. Viraxe Irregular DSA: Desc. Saída Anticipada DLI: Desc. Llegada Irregular BAJ: Baixa RG: Record Fed. Territorial



14 - 200 m Costas Masculino

RK	Licenza	Nome	Ano	Club	T.R.	Pts.	Resultado	
1	001143981	SUAREZ MARTINEZ DIEGO	2008	CASINOC		7,0		
	50	30.28	100	1:04.46	150	1:38.28	200	2:12.04
		30.28		34.18		33.82		33.76
2	001143421	ALBES ALVARIÑO DAVID	2006	NTNARON		5,0		
	50	35.78	100	1:14.84	150	1:54.94	200	2:31.51
		35.78		39.06		40.10		36.57
3	001023166	PENAS CAYADO ENRIQUE	2006	CASINOC		4,0		
	50	34.08	100	1:12.35	150	1:52.89	200	2:31.78
		34.08		38.27		40.54		38.89
4	001078716	HERMIDA RAMOS RAUL	2000	NTNARON		3,0		
	50	35.49	100	1:14.13	150	1:53.35	200	2:31.85
		35.49		38.64		39.22		38.50

15 - 200 m Costas Feminino

RK	Licenza	Nome	Ano	Club	T.R.	Pts.	Resultado	
1	001143125	ALBES ALVARIÑO PAULA	2003	NTNARON		7,0		
	50	35.53	100	1:14.31	150	1:56.28	200	2:38.31
		35.53		38.78		41.97		42.03
2	001144162	CABANAS DEL RIO CARLA	2009	CASINOC		5,0		
	50	38.13	100	1:19.85	150	2:01.99	200	2:42.78
		38.13		41.72		42.14		40.79
3	001212097	LOUREIRO AMOR BELEN MARTINA	1988	NTNARON		4,0		
	50	38.81	100	1:20.68	150	2:03.28	200	2:43.68
		38.81		41.87		42.60		40.40
4	001141232	MUÑOZ RAMA MARIA	2008	RIVEIRA		3,0		
	50	38.81	100	1:20.90	150	2:03.75	200	2:45.03
		38.81		42.09		42.85		41.28
	001195065	RODRIGUEZ CALDERON ZOE	2010	CASINOC		0,0		
							BAJ	

RT: Retirado NP: Non presentado DSI: Desc. Saída Irregular DNI: Desc. Nado Irregular DES: Descualificado MMG: M.M. Terr. (Para Edades)
 DVI: Desc. Viraxe Irregular DSA: Desc. Saída Anticipada DLI: Desc. Llegada Irregular BAJ: Baixa RG: Record Fed. Territorial



16 - 200 m Estilos Masculino

RK	Licenza	Nome	Ano	Club	T.R.	Pts.	Resultado	
1	001141235	MARIÑO SILVA BRAIS	2008	RIVEIRA		7,0		
	50	31.34	100	1:07.84	150	1:51.47	200	2:23.34
		31.34		36.50		43.63		31.87
2	001075433	PORTELA LEIRA MIGUEL	2007	NTNARON		5,0		
	50	31.46	100	1:11.37	150	1:55.82	200	2:31.49
		31.46		39.91		44.45		35.67
3	001075434	PORTELA LEIRA DAVID	2007	NTNARON		4,0		
	50	33.76	100	1:14.46	150	2:00.97	200	2:35.30
		33.76		40.70		46.51		34.33
4	001144995	RIAL SIERRA LEO	2006	RIVEIRA		3,0		
	50	34.28	100	1:20.43	150	2:03.36	200	2:39.43
		34.28		46.15		42.93		36.07
5	001023159	FERREIRO SALES LEO	2007	CASINOC		2,0		
	50	35.37	100	1:19.09	150	2:04.69	200	2:45.51
		35.37		43.72		45.60		40.82
6	001144418	MADRID MENO PABLO	2007	CASINOC		1,0		
	50	34.84	100	1:18.13	150	2:09.78	200	2:47.88
		34.84		43.29		51.65		38.10

RT: Retirado NP: Non presentado DSI: Desc. Saída Irregular DNI: Desc. Nado Irregular DES: Descualificado MMG: M.M. Terr. (Para Edades)
 DVI: Desc. Viraxe Irregular DSA: Desc. Saída Anticipada DLI: Desc. Chegada Irregular BAJ: Baixa RG: Record Fed. Territorial



17 - 200 m Estilos Feminino

RK	Licenza	Nome	Ano	Club	T.R.	Pts.	Resultado	
1	001143978	GIL GARNACHO CARLOTA	2009	CASINOC		7,0		
	50	34.43 34.43	100	1:13.50 39.07	150	2:01.18 47.68	200	2:38.11 36.93
2	001075304	LOPEZ RAMUDO ICIA	2004	NTNARON		5,0		
	50	37.68 37.68	100	1:20.18 42.50	150	2:04.90 44.72	200	2:44.31 39.41
3	001141243	REY OLVEIRA ANA	2007	RIVEIRA		4,0		
	50	36.51 36.51	100	1:20.69 44.18	150	2:08.09 47.40	200	2:44.60 36.51
4	001146931	PIÑON PEREIRA LUCIA	2006	NTNARON		3,0		
	50	36.36 36.36	100	1:21.38 45.02	150	2:08.21 46.83	200	2:46.22 38.01
5	001143800	IBAÑEZ JIMENO PAULA	2009	RIVEIRA		2,0		
	50	34.36 34.36	100	1:16.90 42.54	150	2:08.93 52.03	200	2:47.86 38.93
6	001143970	NISTAL PALACIOS MARIÑA	2007	CASINOC		1,0		
	50	37.12 37.12	100	1:20.84 43.72	150	2:10.91 50.07	200	2:51.26 40.35

18 - 50 m Bolboreta Masculino

RK	Licenza	Nome	Ano	Club	T.R.	Pts.	Resultado
1	001078684	FREIRE CORRAL ROI	1999	NTNARON		7,0	
	50	28.85 28.85					28.85
2	001078648	PEREZ MAURIZ HUMBERTO	1989	NTNARON		5,0	
	50	28.95 28.95					28.95
3	001187891	PEREZ MOURE NICOLAS	2006	CASINOC		4,0	
	50	32.46 32.46					32.46
4	001143982	GOMEZ FERNANDEZ DAVID	1992	CASINOC		3,0	
	50	40.10 40.10					40.10

RT: Retirado NP: Non presentado DSI: Desc. Saída Irregular DNI: Desc. Nado Irregular DES: Descualificado MMG: M.M. Terr. (Para Edades)
 DVI: Desc. Viraxe Irregular DSA: Desc. Saída Anticipada DLI: Desc. Chegada Irregular BAJ: Baixa RG: Record Fed. Territorial



19 - 50 m Bolboreta Feminino

RK	Licenza	Nome	Ano	Club	T.R.	Pts.	Resultado
1	001196833	SALLERES MOURO CANDELA	2007	CASINOC		7,0	
	50	37.02					37.02
		37.02					
2	001144160	FERREÑO LOURO ANDREA	2009	CASINOC		5,0	
	50	37.56					37.56
		37.56					
3	001140933	RUIZ VILLARINO ANDREA	2005	NTNARON		4,0	
	50	37.98					37.98
		37.98					
4	001141198	CARRASCO BOUZAMAYOR ALDARA	2006	NTNARON		3,0	
	50	38.35					38.35
		38.35					

20 - 4x100 m Estilos Masculino

RK	Club	Nome	Club	Pts.	Resultado					
1	00639	NTNARON 01	NTNARON	14,0						
	50	34.41	100 1:08.63	150 1:42.91	200 2:20.38	250 2:51.06	300 3:20.30	350 3:52.20	400 4:22.45	4:22.45
		34.41	34.22	34.28	37.47	30.68	29.24	31.90	30.25	
2	00287	CASINOC 01	CASINOC	10,0						
	50	28.81	100 1:00.13	150 1:37.13	200 2:19.66	250 2:50.34	300 3:25.16	350 3:53.91	400 4:27.76	4:27.76
		28.81	31.32	37.00	42.53	30.68	34.82	28.75	33.85	
3	00639	NTNARON 02	NTNARON	8,0						
	50	34.06	100 1:10.87	150 1:46.06	200 2:26.06	250 2:57.35	300 3:33.92	350 4:03.10	400 4:34.10	4:34.10
		34.06	36.81	35.19	40.00	31.29	36.57	29.18	31.00	
4	00287	CASINOC 02	CASINOC	6,0						
	50	33.71	100 1:10.73	150 2:00.12	200 2:55.89	250 3:32.40	300 4:16.23	350 4:50.42	400 5:27.83	5:27.83
		33.71	37.02	49.39	55.77	36.51	43.83	34.19	37.41	

RT: Retirado NP: Non presentado DSI: Desc. Saída Irregular DNI: Desc. Nado Irregular DES: Descualificado MMG: M.M. Terr. (Para Edades)
 DVI: Desc. Viraxe Irregular DSA: Desc. Saída Anticipada DLI: Desc. Chegada Irregular BAJ: Baixa RG: Record Fed. Territorial



21 - 4x100 m Estilos Feminino

RK	Club	Nome	Club	Pts.	Resultado					
1	00287	CASINOC 01	CASINOC	14,0						
	50	32.03 32.03	100 1:05.64 33.61	150 1:45.71 40.07	200 2:32.06 46.35	250 3:06.21 34.15	300 3:46.21 40.00	350 4:16.89 30.68	400 4:50.64 33.75	4:50.64
2	00639	NTNARON 01	NTNARON	10,0						
	50	33.94 33.94	100 1:10.16 36.22	150 1:48.84 38.68	200 2:31.20 42.36	250 3:08.15 36.95	300 3:51.28 43.13	350 4:21.38 30.10	400 4:55.59 34.21	4:55.59
3	00769	CNRIVEIRA	RIVEIRA	8,0						
	50	38.17 38.17	100 1:18.49 40.32	150 2:02.49 44.00	200 2:51.84 49.35	250 3:27.81 35.97	300 4:11.07 43.26	350 4:43.81 32.74	400 5:19.21 35.40	5:19.21
4	00639	NTNARON 02	NTNARON	6,0						
	50	35.72 35.72	100 1:14.60 38.88	150 1:55.25 40.65	200 2:41.87 46.62	250 3:21.74 39.87	300 4:11.49 49.75	350 4:44.17 32.68	400 5:22.95 38.78	5:22.95
5	00287	CASINOC 02	CASINOC	4,0						
	50	42.08 42.08	100 1:28.45 46.37	150 2:07.28 38.83	200 2:53.29 46.01	250 3:32.45 39.16	300 4:18.56 46.11	350 4:55.54 36.98	400 5:36.76 41.22	5:36.76

22 - 4x50 m Estilos Masculino

RK	Club	Nome	Club	Pts.	Resultado					
1	00639	NTNARON 01	NTNARON	14,0						
	50	29.59 29.59	100 1:01.69 32.10	150 1:30.84 29.15	200 1:57.69 26.85					1:57.69
2	00287	CASINOC 01	CASINOC	10,0						
	50	28.36 28.36	100 1:00.43 32.07	150 1:31.20 30.77	200 1:58.53 27.33					1:58.53
3	00639	NTNARON 02	NTNARON	8,0						
	50	32.77 32.77	100 1:06.61 33.84	150 1:35.75 29.14	200 2:04.03 28.28					2:04.03
4	00287	CASINOC 02	CASINOC	6,0						
	50	35.66 35.66	100 1:20.87 45.21	150 1:53.66 32.79	200 2:25.84 32.18					2:25.84

RT: Retirado NP: Non presentado DSI: Desc. Saída Irregular DNI: Desc. Nado Irregular DES: Descualificado MMG: M.M. Terr. (Para Edades)
 DVI: Desc. Viraxe Irregular DSA: Desc. Saída Anticipada DLI: Desc. Llegada Irregular BAJ: Baixa RG: Record Fed. Territorial



23 - 4x50 m Estilos Feminino

RK	Club	Nome	Club	Pts.	Resultado
1	00639	NTNARON 01	NTNARON	14,0	
	50	33.18 100 1:10.43 150 1:42.78 200 2:12.81			2:12.81
		33.18 37.25 32.35 30.03			
2	00287	CASINOC 01	CASINOC	10,0	
	50	30.68 100 1:09.18 150 1:46.97 200 2:21.68			2:21.68
		30.68 38.50 37.79 34.71			
3	00287	CASINOC 02	CASINOC	8,0	
	50	34.07 100 1:34.44 150 1:48.62 200 2:22.55			2:22.55
		34.07 1:00.3 14.18 33.93			
4	00769	CNRIVEIRA	RIVEIRA	6,0	
	50	36.14 100 1:18.36 150 1:53.18 200 2:24.71			2:24.71
		36.14 42.22 34.82 31.53			
5	00639	NTNARON 02	NTNARON	4,0	
	50	34.17 100 1:16.11 150 1:54.71 200 2:27.71			2:27.71
		34.17 41.94 38.60 33.00			

24 - 200 m Braza Masculino

RK	Licenza	Nome	Ano	Club	T.R.	Pts.	Resultado
1	001143421	ALBES ALVARIÑO DAVID	2006	NTNARON		7,0	
	50	36.87 100 1:17.26 150 1:57.66 200 2:37.73					2:37.73
		36.87 40.39 40.40 40.07					
2	001143443	GRAÑA DEL SOLAR MIGUEL	2008	NTNARON		5,0	
	50	37.28 100 1:17.68 150 1:58.04 200 2:38.06					2:38.06
		37.28 40.40 40.36 40.02					
3	001023159	FERREIRO SALES LEO	2007	CASINOC		4,0	
	50	43.78 100 1:33.15 150 2:24.07 200 3:14.15					3:14.15
		43.78 49.37 50.92 50.08					
4	001144418	MADRID MENO PABLO	2007	CASINOC		3,0	
	50	44.49 100 1:37.25 150 2:30.06 200 3:23.31					3:23.31
		44.49 52.76 52.81 53.25					

RT: Retirado NP: Non presentado DSI: Desc. Saída Irregular DNI: Desc. Nado Irregular DES: Descualificado MMG: M.M. Terr. (Para Edades)
 DVI: Desc. Viraxe Irregular DSA: Desc. Saída Anticipada DLI: Desc. Chegada Irregular BAJ: Baixa RG: Record Fed. Territorial



25 - 200 m Braza Feminino

RK	Licenza	Nome	Ano	Club	T.R.	Pts.	Resultado
1	001075304	LOPEZ RAMUDO ICIA	2004	NTNARON		7,0	
	50 40.50 40.50	100 1:24.68 44.18	150 2:10.93 46.25	200 2:57.71 46.78			2:57.71
2	001143970	NISTAL PALACIOS MARINA	2007	CASINOC		5,0	
	50 42.15 42.15	100 1:28.68 46.53	150 2:17.70 49.02	200 3:06.25 48.55			3:06.25
3	001144162	CABANAS DEL RIO CARLA	2009	CASINOC		4,0	
	50 43.62 43.62	100 1:31.58 47.96	150 2:20.62 49.04	200 3:10.08 49.46			3:10.08
4	001143790	MUÑOZ RAMA MARTA	2010	RIVEIRA		3,0	
	50 45.34 45.34	100 1:34.66 49.32	150 2:24.84 50.18	200 3:15.32 50.48			3:15.32
5	001141212	RIVAS TENREIRO ARANTZA	1989	NTNARON		2,0	
	50 46.03 46.03	100 1:37.89 51.86	150 2:30.42 52.53	200 3:21.78 51.36			3:21.78

26 - 200 m Libre Masculino

RK	Licenza	Nome	Ano	Club	T.R.	Pts.	Resultado
1	001186861	SOBRINO NOGALES SEBASTIAN	2008	CASINOC		7,0	
	50 31.16 31.16	100 1:03.94 32.78	150 1:37.37 33.43	200 2:10.44 33.07			2:10.44
2	001130726	MELLID LOSADA MANOEL	2004	NTNARON		5,0	
	50 30.83 30.83	100 1:04.62 33.79	150 1:38.83 34.21	200 2:12.97 34.14			2:12.97
3	001144995	RIAL SIERRA LEO	2006	RIVEIRA		4,0	
	50 30.74 30.74	100 1:04.35 33.61	150 1:40.01 35.66	200 2:16.52 36.51			2:16.52
4	001075434	PORTELA LEIRA DAVID	2007	NTNARON		3,0	
	50 33.09 33.09	100 1:08.66 35.57	150 1:45.13 36.47	200 2:21.98 36.85			2:21.98
5	001175089	NISTAL GARCÍA EDUARDO	1968	CASINOC		2,0	
	50 35.81 35.81	100 1:17.76 41.95	150 2:01.43 43.67	200 2:42.68 41.25			2:42.68

RT: Retirado NP: Non presentado DSI: Desc. Saída Irregular DNI: Desc. Nado Irregular DES: Descualificado MMG: M.M. Terr. (Para Edades)
 DVI: Desc. Viraxe Irregular DSA: Desc. Saída Anticipada DLI: Desc. Chegada Irregular BAJ: Baixa RG: Record Fed. Territorial



27 - 400 m Libre Feminino

RK	Licenza	Nome	Ano	Club	T.R.	Pts.	Resultado										
1	001041119	GUERRERO MANSO SARA	1997	NTNARON		7,0											
	50	34.87	100	1:11.59	150	1:48.94	200	2:25.94	250	3:02.66	300	3:39.09	350	4:13.84	400	4:48.05	4:48.05
		34.87		36.72		37.35		37.00		36.72		36.43		34.75		34.21	
2	001143972	COUCEIRO BARREIRO MARTA	2007	CASINOC		5,0											
	50	34.70	100	1:11.45	150	1:48.85	200	2:25.95	250	3:02.60	300	3:39.10	350	4:14.70	400	4:48.45	4:48.45
		34.70		36.75		37.40		37.10		36.65		36.50		35.60		33.75	
3	001143978	GIL GARNACHO CARLOTA	2009	CASINOC		4,0											
	50	35.21	100	1:12.41	150	1:50.05	200	2:27.46	250	3:04.58	300	3:42.10	350	4:19.26	400	4:54.39	4:54.39
		35.21		37.20		37.64		37.41		37.12		37.52		37.16		35.13	
4	001141232	MUÑOZ RAMA MARIA	2008	RIVEIRA		3,0											
	50	35.78	100	1:15.43	150	1:55.53	200	2:36.46	250	3:17.46	300	3:58.64	350	4:39.11	400	5:18.04	5:18.04
		35.78		39.65		40.10		40.93		41.00		41.18		40.47		38.93	
5	001146943	CANEIRO ALBES BERTA	2008	NTNARON		2,0											
	50	36.47	100	1:16.55	150	1:56.27	200	2:36.40	250	3:17.04	300	3:58.05	350	4:38.89	400	5:18.74	5:18.74
		36.47		40.08		39.72		40.13		40.64		41.01		40.84		39.85	

28 - 100 m Costas Masculino

RK	Licenza	Nome	Ano	Club	T.R.	Pts.	Resultado
1	001143981	SUAREZ MARTINEZ DIEGO	2008	CASINOC		7,0	
	50	29.31	100	1:00.66			1:00.66
		29.31		31.35			
2	001023166	PENAS CAYADO ENRIQUE	2006	CASINOC		5,0	
	50	32.61	100	1:08.02			1:08.02
		32.61		35.41			
3	001143443	GRAÑA DEL SOLAR MIGUEL	2008	NTNARON		4,0	
	50	34.43	100	1:09.43			1:09.43
		34.43		35.00			
4	001078716	HERMIDA RAMOS RAUL	2000	NTNARON		3,0	
	50	34.76	100	1:11.44			1:11.44
		34.76		36.68			

RT: Retirado NP: Non presentado DSI: Desc. Saída Irregular DNI: Desc. Nado Irregular DES: Descualificado MMG: M.M. Terr. (Para Edades)
 DVI: Desc. Viraxe Irregular DSA: Desc. Saída Anticipada DLI: Desc. Chegada Irregular BAJ: Baixa RG: Record Fed. Territorial



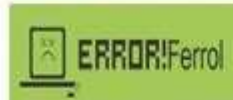
29 - 100 m Costas Feminino

RK	Licenza	Nome	Ano	Club	T.R.	Pts.	Resultado
1	001144161	BORRAZAS RODRIGUEZ NOA	2008	CASINOC		7,0	
	50 32.21	100 1:05.57					1:05.57
	32.21	33.36					
2	001143125	ALBES ALVARIÑO PAULA	2003	NTNARON		5,0	
	50 34.98	100 1:11.98					1:11.98
	34.98	37.00					
3	001212097	LOUREIRO AMOR BELEN MARTINA	1988	NTNARON		4,0	
	50 36.02	100 1:14.74					1:14.74
	36.02	38.72					
4	001141232	MUÑOZ RAMA MARIA	2008	RIVEIRA		3,0	
	50 37.32	100 1:16.32					1:16.32
	37.32	39.00					
5	001141243	REY OLVEIRA ANA	2007	RIVEIRA		2,0	
	50 38.13	100 1:17.45					1:17.45
	38.13	39.32					
6	001144160	FERREÑO LOURO ANDREA	2009	CASINOC		1,0	
	50 42.18	100 1:26.15					1:26.15
	42.18	43.97					

RT: Retirado NP: Non presentado DSI: Desc. Saída Irregular DNI: Desc. Nado Irregular DES: Descualificado MMG: M.M. Terr. (Para Edades)
 DVI: Desc. Viraxe Irregular DSA: Desc. Saída Anticipada DLI: Desc. Llegada Irregular BAJ: Baixa RG: Record Fed. Territorial

MSL SW.RESULTADOS_GENERAL.V0 Información correcta a 19:27:17 10/05/2023

16 / 22



30 - 100 m Bolboreta Masculino

RK	Licenza	Nome	Ano	Club	T.R.	Pts.	Resultado
1	001141235	MARIÑO SILVA BRAIS	2008	RIVEIRA		7,0	1:06.00
	50 30.32	100 1:06.00					
	30.32	35.68					
2	001078648	PEREZ MAURIZ HUMBERTO	1989	NTNARON		5,0	1:06.71
	50 31.38	100 1:06.71					
	31.38	35.33					
3	001078733	FERNANDEZ ESPÍNEIRA YAGO	2000	NTNARON		4,0	1:12.39
	50 33.68	100 1:12.39					
	33.68	38.71					
4	001144418	MADRID MENO PABLO	2007	CASINOC		3,0	1:17.03
	50 34.83	100 1:17.03					
	34.83	42.20					
5	001187891	PEREZ MOURE NICOLAS	2006	CASINOC		2,0	1:18.20
	50 34.31	100 1:18.20					
	34.31	43.89					

31 - 100 m Bolboreta Feminino

RK	Licenza	Nome	Ano	Club	T.R.	Pts.	Resultado
1	001143800	IBAÑEZ JIMENO PAULA	2009	RIVEIRA		7,0	1:15.58
	50 35.55	100 1:15.58					
	35.55	40.03					
2	001141243	REY OLVEIRA ANA	2007	RIVEIRA		5,0	1:17.42
	50 36.77	100 1:17.42					
	36.77	40.65					
3	001196833	SALLERES MOURO CANDELA	2007	CASINOC		4,0	1:21.82
	50 38.59	100 1:21.82					
	38.59	43.23					
4	001180152	PEREZ MARTINEZ SARA	2010	NTNARON		3,0	1:23.92
	50 39.97	100 1:23.92					
	39.97	43.95					
5	001146944	CARRACEDO GARCÍA SILA	2008	NTNARON		2,0	1:25.65
	50 39.83	100 1:25.65					
	39.83	45.82					

RT: Retirado NP: Non presentado DSI: Desc. Saída Irregular DNI: Desc. Nado Irregular DES: Descualificado MMG: M.M. Terr. (Para Edades)
 DVI: Desc. Viraxe Irregular DSA: Desc. Saída Anticipada DLI: Desc. Chegada Irregular BAJ: Baixa RG: Record Fed. Territorial



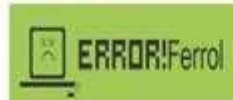
32 - 50 m Braza Masculino

RK	Licenza	Nome	Ano	Club	T.R.	Pts.	Resultado
1	001078641	GRACIA CARBAJO MIGUEL	1994	NTNARON		7,0	
	50	31.40					31.40
		31.40					
2	001023159	FERREIRO SALES LEO	2007	CASINOC		5,0	
	50	32.66					32.66
		32.66					
3	001078684	FREIRE CORRAL ROI	1999	NTNARON		4,0	
	50	33.81					33.81
		33.81					
4	001144995	RIAL SIERRA LEO	2006	RIVEIRA		3,0	
	50	35.39					35.39
		35.39					
5	001143982	GOMEZ FERNANDEZ DAVID	1992	CASINOC		2,0	
	50	45.25					45.25
		45.25					

33 - 50 m Braza Feminino

RK	Licenza	Nome	Ano	Club	T.R.	Pts.	Resultado
1	001075304	LOPEZ RAMUDO ICIA	2004	NTNARON		7,0	
	50	38.00					38.00
		38.00					
2	001143970	NISTAL PALACIOS MARIÑA	2007	CASINOC		5,0	
	50	38.90					38.90
		38.90					
3	001144162	CABANAS DEL RIO CARLA	2009	CASINOC		4,0	
	50	40.69					40.69
		40.69					
4	001141212	RIVAS TENREIRO ARANTZA	1989	NTNARON		3,0	
	50	41.72					41.72
		41.72					
5	001143790	MUÑIZ RAMA MARTA	2010	RIVEIRA		2,0	
	50	43.28					43.28
		43.28					

RT: Retirado NP: Non presentado DSI: Desc. Saída Irregular DNI: Desc. Nado Irregular DES: Descualificado MMG: M.M. Terr. (Para Edades)
 DVI: Desc. Viraxe Irregular DSA: Desc. Saída Anticipada DLI: Desc. Llegada Irregular BAJ: Baixa RG: Record Fed. Territorial



34 - 1500 m Libre Masculino

RK	Licenza	Nome	Ano	Club	T.R.	Pts.	Resultado				
1	001136661	FREIRE GARCIA PABLO	2002	NTNARON		7,0					
50	31.41 31.41	100 1:05.91 34.50	150 1:40.97 35.06	200 2:16.22 35.25	250 2:51.44 35.22	300 3:27.09 35.65	350 4:02.76 35.67	400 4:38.47 35.71	450 5:14.26 35.79	500 5:50.44 36.18	17:48.72
550	6:26.41 35.97	600 7:02.47 36.06	650 7:38.79 36.32	700 8:14.69 35.90	750 8:51.16 36.47	800 9:26.94 35.78	850 10:03.66 36.72	900 10:39.66 36.00	950 11:15.51 35.85	1000 11:52.19 36.68	
1050	12:28.59 36.40	1100 13:05.34 36.75	1150 13:41.02 35.68	1200 14:17.34 36.32	1250 14:52.84 35.50	1300 15:28.84 36.00	1350 16:04.91 36.07	1400 16:41.26 36.35	1450 17:14.55 33.29	1500 17:48.72 34.17	
2	001186861	SOBRINO NOGALES SEBASTIAN	2008	CASINOC		5,0					
50	32.22 32.22	100 1:07.47 35.25	150 1:43.62 36.15	200 2:19.72 36.10	250 2:55.75 36.03	300 3:32.30 36.55	350 4:08.69 36.39	400 4:46.08 37.39	450 5:22.25 36.17	500 5:58.33 36.08	18:18.00
550	6:36.25 37.92	600 7:11.94 35.69	650 7:47.50 35.56	700 8:24.72 37.22	750 9:03.19 38.47	800 9:39.33 36.14	850 10:18.22 38.89	900 10:54.90 36.68	950 11:33.22 38.32	1000 12:10.55 37.33	
1050	12:46.40 35.85	1100 13:23.47 37.07	1150 14:02.00 38.53	1200 14:38.47 36.47	1250 15:16.47 38.00	1300 15:54.55 38.08	1350 16:31.08 36.53	1400 17:08.97 37.89	1450 17:44.22 35.25	1500 18:18.00 33.78	
3	001144843	AMENEDO MARTÍNEZ ANDER	2007	NTNARON		4,0					
50	34.04 34.04	100 1:10.56 36.52	150 1:48.28 37.72	200 2:25.66 37.38	250 3:03.54 37.88	300 3:42.26 38.72	350 4:20.42 38.16	400 5:00.15 39.73	450 5:39.60 39.45	500 6:18.25 38.65	19:26.82
550	6:57.34 39.09	600 7:36.64 39.30	650 8:16.42 39.78	700 8:50.11 33.69	750 9:36.38 46.27	800 10:16.09 39.71	850 10:55.31 39.22	900 11:34.86 39.55	950 12:14.52 39.66	1000 12:54.23 39.71	
1050	13:33.64 39.41	1100 14:17.47 43.83	1150 14:53.14 35.67	1200 15:33.46 40.32	1250 16:13.85 40.39	1300 16:53.81 39.96	1350 17:34.29 40.48	1400 18:12.72 38.43	1450 18:51.17 38.45	1500 19:26.82 35.65	
4	001187891	PEREZ MOURE NICOLAS	2006	CASINOC		3,0					
50	32.06 32.06	100 1:08.24 36.18	150 1:45.84 37.60	200 2:25.53 39.69	250 3:05.21 39.68	300 3:45.09 39.88	350 4:26.09 41.00	400 5:07.09 41.00	450 5:48.17 41.08	500 6:28.84 40.67	20:14.17
550	7:09.89 41.05	600 7:51.09 41.20	650 8:32.53 41.44	700 9:14.06 41.53	750 9:54.84 40.78	800 10:36.34 41.50	850 11:17.71 41.37	900 11:59.09 41.38	950 12:40.53 41.44	1000 13:22.39 41.86	
1050	14:03.46 41.07	1100 14:44.74 41.28	1150 15:25.99 41.25	1200 16:07.53 41.54	1250 16:49.39 41.86	1300 17:30.74 41.35	1350 18:11.56 40.82	1400 18:52.81 41.25	1450 19:33.49 40.68	1500 20:14.17 40.68	

RT: Retirado NP: Non presentado DSI: Desc. Saída Irregular DNI: Desc. Nado Irregular DES: Descualificado MMG: M.M. Terr. (Para Edades)
 DVI: Desc. Viraxe Irregular DSA: Desc. Saída Anticipada DLI: Desc. Chegada Irregular BAJ: Baixa RG: Record Fed. Territorial



35 - 100 m Libre Feminino

RK	Licenza	Nome	Ano	Club	T.R.	Pts.	Resultado
1	001143972	COUCEIRO BARREIRO MARTA	2007	CASINOC		7,0	1:05.30
	50	31.69	100	1:05.30			
		31.69		33.61			
2	001196833	SALLERES MOURO CANDELA	2007	CASINOC		5,0	1:10.25
	50	35.04	100	1:10.25			
		35.04		35.21			
3	001141198	CARRASCO BOUZAMAYOR ALDARA	2006	NTNARON		4,0	1:12.06
	50	35.18	100	1:12.06			
		35.18		36.88			
4	001140933	RUIZ VILLARINO ANDREA	2005	NTNARON		3,0	1:13.48
	50	34.48	100	1:13.48			
		34.48		39.00			

36 - 50 m Libre Masculino

RK	Licenza	Nome	Ano	Club	T.R.	Pts.	Resultado
1	001078641	GRACIA CARBAJO MIGUEL	1994	NTNARON		7,0	25.27
	50	25.27		25.27			
2	001141235	MARIÑO SILVA BRAIS	2008	RIVEIRA		5,0	27.59
	50	27.59		27.59			
3	001130726	MELLID LOSADA MANOEL	2004	NTNARON		4,0	28.37
	50	28.37		28.37			
4	001175089	NISTAL GARCÍA EDUARDO	1968	CASINOC		3,0	32.97
	50	32.97		32.97			
5	001212550	ROCHA RODRIGUEZ ANTON	2008	CASINOC		2,0	34.49
	50	34.49		34.49			

RT: Retirado NP: Non presentado DSI: Desc. Saída Irregular DNI: Desc. Nado Irregular DES: Descualificado MMG: M.M. Terr. (Para Edades)
 DVI: Desc. Viraxe Irregular DSA: Desc. Saída Anticipada DLI: Desc. Chegada Irregular BAJ: Baixa RG: Record Fed. Territorial



37 - 400 m Estilos Feminino

RK	Licenza	Nome	Ano	Club	T.R.	Pts.	Resultado										
1	001144161	BORRAZAS RODRIGUEZ NOA	2008	CASINOC		7,0											
	50	37.46	100	1:20.61	150	1:59.78	200	2:37.61	250	3:26.36	300	4:14.14	350	4:50.03	400	5:24.53	5:24.53
		37.46		43.15		39.17		37.83		48.75		47.78		35.89		34.50	
2	001143978	GIL GARNACHO CARLOTA	2009	CASINOC		5,0											
	50	36.52	100	1:20.48	150	2:02.56	200	2:42.82	250	3:30.88	300	4:19.07	350	4:57.16	400	5:33.09	5:33.09
		36.52		43.96		42.08		40.26		48.06		48.19		38.09		35.93	
3	001146944	CARRACEDO GARCÍA SILA	2008	NTNARON		4,0											
	50	42.96	100	1:32.89	150	2:21.28	200	3:09.89	250	4:02.04	300	4:58.46	350	5:40.21	400	6:20.43	6:20.43
		42.96		49.93		48.39		48.61		52.15		56.42		41.75		40.22	
	001143800	IBAÑEZ JIMENO PAULA	2009	RIVEIRA		0,0											
	001180152	PEREZ MARTINEZ SARA	2010	NTNARON		0,0											
																	DVI

38 - 400 m Estilos Masculino

RK	Licenza	Nome	Ano	Club	T.R.	Pts.	Resultado										
1	001143981	SUAREZ MARTINEZ DIEGO	2008	CASINOC		7,0											
	50	29.48	100	1:04.76	150	1:42.16	200	2:18.34	250	3:03.56	300	3:48.87	350	4:23.16	400	4:56.19	4:56.19
		29.48		35.28		37.40		36.18		45.22		45.31		34.29		33.03	
2	001143421	ALBES ALVARIÑO DAVID	2006	NTNARON		5,0											
	50	36.33	100	1:17.80	150	1:59.94	200	2:40.69	250	3:23.25	300	4:07.50	350	4:46.72	400	5:22.55	5:22.55
		36.33		41.47		42.14		40.75		42.56		44.25		39.22		35.83	
3	001075433	PORTELA LEIRA MIGUEL	2007	NTNARON		4,0											
	50	34.05	100	1:13.23	150	1:57.41	200	2:41.03	250	3:28.69	300	4:16.85	350	4:54.36	400	5:29.79	5:29.79
		34.05		39.18		44.18		43.62		47.66		48.16		37.51		35.43	
4	001023166	PENAS CAYADO ENRIQUE	2006	CASINOC		3,0											
	50	35.47	100	1:19.55	150	2:00.87	200	2:42.44	250	3:30.94	300	4:19.69	350	4:58.37	400	5:37.26	5:37.26
		35.47		44.08		41.32		41.57		48.50		48.75		38.68		38.89	

RT: Retirado NP: Non presentado DSI: Desc. Saída Irregular DNI: Desc. Nado Irregular DES: Descualificado MMG: M.M. Terr. (Para Edades)
 DVI: Desc. Viraxe Irregular DSA: Desc. Saída Anticipada DLI: Desc. Llegada Irregular BAJ: Baixa RG: Record Fed. Territorial



39 - 4x100 m Libre Feminino

RK	Club	Nome	Club	Pts.	Resultado					
1	00287	CASINOC 01	CASINOC	14,0	4:21.16					
	50	32.19	100 1:05.81	150 1:39.26	200 2:17.48	250 2:48.41	300 3:22.26	350 3:51.13	400 4:21.16	
		32.19	33.62	33.45	38.22	30.93	33.85	28.87	30.03	
2	00639	NTNARON 01	NTNARON	10,0	4:22.31					
	50	31.42	100 1:06.06	150 1:38.39	200 2:12.53	250 2:44.24	300 3:18.49	350 3:49.81	400 4:22.31	
		31.42	34.64	32.33	34.14	31.71	34.25	31.32	32.50	
3	00769	CNRIVEIRA	RIVEIRA	8,0	4:40.84					
	50	33.51	100 1:04.70	150 1:43.10	200 2:14.66	250 2:52.87	300 3:28.00	350 4:02.90	400 4:40.84	
		33.51	31.19	38.40	31.56	38.21	35.13	34.90	37.94	
4	00639	NTNARON 02	NTNARON	6,0	4:45.24					
	50	33.41	100 1:09.86	150 1:43.92	200 2:21.79	250 2:55.62	300 3:33.76	350 4:04.95	400 4:45.24	
		33.41	36.45	34.06	37.87	33.83	38.14	31.19	40.29	
5	00287	CASINOC 02	CASINOC	4,0	5:01.13					
	50	34.66	100 1:11.91	150 1:47.06	200 2:24.59	250 3:01.94	300 3:43.19	350 4:19.73	400 5:01.13	
		34.66	37.25	35.15	37.53	37.35	41.25	36.54	41.40	

40 - 4x100 m Libre Masculino

RK	Club	Nome	Club	Pts.	Resultado					
1	00639	NTNARON 02	NTNARON	14,0	3:51.03					
	50	28.68	100 58.43	150 1:26.28	200 1:56.75	250 2:25.81	300 2:57.53	350 3:22.96	400 3:51.03	
		28.68	29.75	27.85	30.47	29.06	31.72	25.43	28.07	
2	00639	NTNARON 01	NTNARON	10,0	4:05.65					
	50	30.72	100 1:02.62	150 1:32.62	200 2:04.83	250 2:34.00	300 3:05.30	350 3:34.08	400 4:05.65	
		30.72	31.90	30.00	32.21	29.17	31.30	28.78	31.57	
3	00287	CASINOC 01	CASINOC	8,0	4:08.77					
	50	30.59	100 1:02.34	150 1:32.97	200 2:08.34	250 2:39.00	300 3:13.70	350 3:34.84	400 4:08.77	
		30.59	31.75	30.63	35.37	30.66	34.70	21.14	33.93	
4	00287	CASINOC 02	CASINOC	6,0	4:45.50					
	50	33.25	100 1:09.78	150 1:44.86	200 2:22.25	250 3:00.43	300 3:43.00	350 4:12.58	400 4:45.50	
		33.25	36.53	35.08	37.39	38.18	42.57	29.58	32.92	

RT: Retirado NP: Non presentado DSI: Desc. Saída Irregular DNI: Desc. Nado Irregular DES: Descualificado MMG: M.M. Terr. (Para Edades)
 DVI: Desc. Viraxe Irregular DSA: Desc. Saída Anticipada DLI: Desc. Llegada Irregular BAJ: Baixa RG: Record Fed. Territorial

